



DELHI PUBLIC SCHOOL ONGC, NAZIRA


(Under the aegis of the Delhi Public School Society, New Delhi)

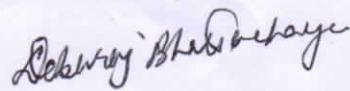
School No.- 35121

RESULT ANALYSIS OF CLASS X (AISSE), 2021

The result analysis of the **All India Secondary School Examination, 2021** of Central Board of Secondary Education is given below :


Sl.No.	Particulars	In Figures	In % age
1	No. of students appeared	73	100
2	No. of students passed	73	100
3	No of compartmental	00	00
4	No. of student failed	0	0
5	Students scoring aggregate 90 % & above	25	34.30
6	Students scoring aggregate 75 % to 89.9%	37	50.70
7	Students scoring aggregate 60 % to 74.9%	11	15
8	Students scoring aggregate 45% to 59.9%	Nil	Nil
9	Students scoring below aggregate 44.9%	Nil	Nil
10	Total no. of A1 + A2 grades in all Five subjects	219	60
11	A1 + A2 grades per student	03	
12	Average aggregate % age per student	84.51	


Exam Dept.


Academic Coordinator



08.08.2021


Principal



DELHI PUBLIC SCHOOL ONGC, NAZIRA

RESULT ANALYSIS OF AISSE-2021

TOPPERS LIST

POSITION	NAME	AGGREGATE
1	PRIYANSHI GUPTA	99.2
2	BARNEEL MAZINDER BARUAH	98.6
	RAYYAN HAMDY	
3	SARTHAK GUPTA	97.8
4	KARMANYA SURYAVANSHI	97.2
5	KUMARI N H BITHIKA	97
6	ADITI KASHYAP	94.8
7	PRIYANK AGARWAL	94.4
8	CHAYAN JYOTI PHUKAN	94.2
	HARSHWARDHAN AGARWAL	
9	BHAGYASHREE DAS	93.8
10	RIDHIMAN CHETIA	93.8

Debaraj Bhattacharyya
Academic Coordinator

[Signature]
Principal

08.08.2021



(2)



DELHI PUBLIC SCHOOL ONGC, NAZIRA

RESULT ANALYSIS OF AISSE-2021

SUBJECT WISE HIGHEST/LOWEST SCORE, DISTINCTION & SUBJECT MEAN

SUBJECT	Distinction		Highest Score	Lowest Score	Subject Mean
	No.	%			
ENGLISH LNG. & LIT (184)	71	94.6	99	68	89
HINDI-B (085)	72	98	99	70	91
MATHEMATICS STD. (41) No of students(51)	28	54.9	100	47	81
MATHEMATICS BASIC (241) No of students(22)	4	18.1	90	46	61
SCIENCE (086)	51	69.8	100	53	81
SOCIAL SCIENCE (087)	68	93	99	70	87

GRADE-WISE ANALYSIS (IN PERCENTAGE)

SUBJECT	GRADES (in %)								
	A1	A2	B1	B2	C1	C2	D1	D2	E
ENGLISH	32	25	5	8	2	1	-	-	-
%	43.83	34.24	6.8	10.9	2.7	1.36	-	-	-
HINDI	28	24	14	2	4	1	-	-	-
%	38.35	32.87	19.17	2.7	5.47	1.36	-	-	-
MATHEMATICS	15	13	18	14	5	8	-	-	-
%	20.54	17.8	24.65	19.17	6.8	10.9	-	-	-
SCIENCE	21	24	16	4	8	-	-	-	-
%	28.76	32.87	21.91	5.47	10.9	-	-	-	-
SOCIAL SCIENCE	15	22	15	18	3	-	-	-	-
%	20.54	30.13	20.54	24.65	4.10	-	-	-	-

Debaraj Bhattacharya
Academic Coordinator

8.08.2021



[Signature]
Principal